

Final Performance Statistics Report - JPBReview - Year 2021

The International Journal of Professional Business Review is pleased to present its statistical report for the year of 2021. This report provides a comprehensive overview of the activities and results related to the submissions received during this period.

In the following table, we provide an analysis of the average time required from submission receipt to the issuance of the final decision for each article's publication. This metric is essential for understanding the efficiency of the peer review process in our journal. Additionally, we also present the acceptance and rejection rates of the evaluated articles, which contribute to a comprehensive evaluation of our publication's performance.





Metrics Average	Time (in days)	Average Rate (in percentage)
Days for editor's desk review decisions	107	
Days for acceptance after double-blind reviews	129	
Days for rejection after double-blind reviews	121	
Acceptance rates		24%
Rejection rates		76%

The data presented above are based on a statistical analysis of all submissions received during the year of 2021. The average time indicates the average duration of the review process from initial submission to evaluation completion. This metric reflects the efficiency and agility of our reviewers and editorial committee in analyzing submitted articles.

Furthermore, the acceptance and rejection rates are crucial indicators of the academic rigor and quality standards of our journal. The acceptance rate represents the percentage of submitted articles accepted for publication, while the rejection rate indicates the percentage of articles that did not meet the established quality criteria and were rejected.

Our journal remains committed to providing a fair, transparent, and rigorous review process, ensuring the quality and validity of published articles. We thank all authors, reviewers, and members of the editorial committee for their continuous and valuable involvement in this process.

For more information and detailed analysis of the performance of the International Journal of Professional Business Review, we invite readers to consult the complete statistical report below:

Name	2021-01-01 — 2021-12-31
Submissions Received	75
Submissions Accepted	12
Submissions Declined	47
Submissions Declined (Desk Reject)	32
Submissions Declined (After Review)	15
Submissions Published	19
Other Submissions 	192
Days to First Editorial Decision 	107
Days to Accept	129
Days to Reject	121
Acceptance Rate 	24%
Rejection Rate 	76%
Desk Reject Rate	60%
After Review Reject Rate	16%

Source: Information extracted from the statistics report of OJS 3.3.0.13.