

Final Performance Statistics Report - JPBReview - Year 2022

The International Journal of Professional Business Review is pleased to present its statistical report for the year of 2022. This report provides a comprehensive overview of the activities and results related to the submissions received during this period.

In the following table, we provide an analysis of the average time required from submission receipt to the issuance of the final decision for each article's publication. This metric is essential for understanding the efficiency of the peer review process in our journal. Additionally, we also present the acceptance and rejection rates of the evaluated articles, which contribute to a comprehensive evaluation of our publication's performance.





Metrics Average	Time (in days)	Average Rate (in percentage)
Days for editor's desk review decisions	61	
Days for acceptance after double-blind reviews	89	
Days for rejection after double-blind reviews	97	
Acceptance rates		46%
Rejection rates		54%

The data presented above is based on a statistical analysis of all submissions received during the year of 2022. The average time indicates the average duration of the review process, from initial submission to completion of the evaluation. This metric reflects the efficiency and agility of our reviewers and editorial committee in reviewing submitted articles.

In addition, the acceptance and rejection rates are crucial indicators of the academic rigor and quality standards of our journal. The acceptance rate represents the percentage of submitted articles that were accepted for publication, while the rejection rate indicates the percentage of articles that did not meet the established quality criteria and were rejected.

Our journal remains committed to providing a fair, transparent, and rigorous review process, ensuring the quality and validity of published articles. We appreciate all authors, reviewers, and members of the editorial committee for their continued and valuable involvement in this process.

For more information and detailed analysis of the performance of the International Journal of Professional Business Review, we invite readers to consult the full statistical report below:

Name	2022-01-01 — 2022-12-31
Submissions Received	771
Submissions Accepted	198
Submissions Declined	238
Submissions Declined (Desk Reject)	47
Submissions Declined (After Review)	14
Submissions Published	148
Other Submissions 	192
Days to First Editorial Decision 	61
Days to Accept	89
Days to Reject	97
Acceptance Rate 	46%
Rejection Rate 	54%
Desk Reject Rate	29%
After Review Reject Rate	25%

Source: Information extracted from the statistics report of OJS 3.3.0.13.