

Partial Performance Statistics Report - JPBReview - Year 2023

The International Journal of Professional Business Review is pleased to present its statistical report for the first quarter of 2023. This report provides a comprehensive overview of the activities and outcomes related to the submissions received during this period.

In the table below, we provide an analysis of the average time required from submission receipt to the issuance of the final review for publication of each article. This metric is crucial for understanding the efficiency of the peer review process in our journal. Additionally, we also present the acceptance and rejection rates of the evaluated articles, contributing to a comprehensive assessment of our publication's performance.

Metrics Average	Time (in days)	Average Rate (in percentage)
Days for editor's desk review decisions	5	
Days for acceptance after double-blind reviews	78	
Days for rejection after double-blind reviews	14	
Acceptance rates		52%
Rejection rates		48%

The data presented above is based on a statistical analysis of all submissions received during the first quarter of 2023.

The average time indicates the average duration of the review process, from initial submission to final evaluation. This metric reflects the efficiency and agility of our reviewers and editorial committee in assessing submitted articles.





Furthermore, acceptance and rejection rates are crucial indicators of the academic rigor and quality standards of our journal. The acceptance rate represents the percentage of submitted articles accepted for publication, while the rejection rate indicates the percentage of articles that did not meet the established quality criteria and were rejected.

It should be noted that in 2023, JPB Review **added three additional associate editors**, assisting the editor-in-chief in the initial desk review evaluation of articles. This modification has expedited the initial article evaluation process, **reducing the time for the first decision on how to send the article for evaluation.**

However, JPBReview has been **receiving a large number of articles for evaluation**, which has **impacted an increase in the timeframe for the double-blind review process, resulting in a longer time for article acceptance.**

Our journal remains committed to providing a fair, transparent, and rigorous review process, ensuring the quality and validity of published articles. We would like to express our gratitude to all authors, reviewers, and members of the editorial committee for their continuous and valuable involvement in this process.

For more information and detailed analyses of the performance of the International Journal of Professional Business Review, we invite readers to consult the complete statistical report below:

Name	2023-01-01 — 2023-03-30
Submissions Received	571
Submissions Accepted	118
Submissions Declined	109
Submissions Declined (Desk Reject)	1
Submissions Declined (After Review)	64
Submissions Published	131
Other Submissions 	192
Days to First Editorial Decision 	5
Days to Accept	78
Days to Reject	14
Acceptance Rate 	52%
Rejection Rate 	48%
Desk Reject Rate	18%
After Review Reject Rate	30%

Source: Information extracted from the statistics report of OJS 3.3.0.13.